



Singer
Capital Markets



Strip Tinning ESG Scoring Summary

January 2023

Overall ESG Rating



Your overall ESG Grade is an A with a score of 3.16.

A grade A indicates that you have a very good overall approach to ensuring your company acts in line with the expected standards for environmental, social and corporate governance matters.

More detailed information on the breakdown of your overall ESG grade can be found on the next pages.

Your overall ESG grade has been calculated based on the breakdown from the following areas: Governance, Sustainability and Impact. You can find an overall grade and score breakdown for these areas below.

Governance Score:

2.61

Grade: B



Impact Score: 1.5

Grade: D



Sustainability Score: 3.7

Grade: A









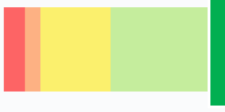

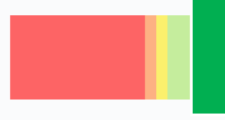


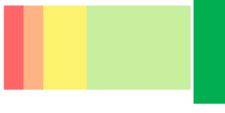




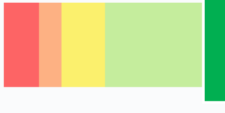



GOVERNANCE

	ESG Awareness Score	Relative to peers	Do you agree with this score?	ESG Performance Score	Relative to peers	Overall ESG Risk Raw Score	Weighted importance of this issue	Weighted ESG Risk Score
Management Process Show sub-metric(s)	 3 • N/A		N/A	QUAL 	QUAL 	 3 • N/A	11%	0.3
Board Composition Show sub-metric(s)	 1.1 • N/A		N/A	 1.8 • N/A		 1.5 • N/A	11%	0.2
Risk Management Show sub-metric(s)	 3 • N/A		N/A	QUAL 	QUAL 	 3 • N/A	11%	0.3
Community Engagement Show sub-metric(s)	 2 • N/A		N/A	QUAL 	QUAL 	 2 • N/A	11%	0.2
Audit Show sub-metric(s)	 4 • N/A		N/A	 3.5 • N/A		 3.8 • N/A	11%	0.4

GOVERNANCE (Cont.)

Show sub-metric(s)	ESG Awareness Score	Relative to peers	Do you agree with this score?	ESG Performance Score	Relative to peers	Overall ESG Risk Raw Score	Weighted importance of this issue	Weighted ESG Risk Score
Remuneration Alignment Show sub-metric(s)	 2.4 N/A		N/A	QUAL ?		 2.4 N/A	11%	0.3
Remuneration Balance Show sub-metric(s)	 2 N/A		N/A	 1.8 N/A		 1.9 N/A	11%	0.2
Director Contracts Show sub-metric(s)	 4 N/A		N/A	 4 N/A		 4 N/A	11%	0.4
Shareholder Dilution Risk Show sub-metric(s)	 2 N/A		N/A	 2 N/A		 2 N/A	11%	0.2
Total Governance Score ? N/A	 2.6 N/A		N/A	 2.6 N/A		 2.6 N/A	100%	<div style="border: 1px solid green; padding: 5px; background-color: #4CAF50; color: white; text-align: center;"> 2.6 Grade B </div>

SUSTAINABILITY

	ESG Awareness Score	Relative to peers	Do you agree with this score?	ESG Performance Score	Relative to peers	Overall ESG Risk Raw Score	Weighted importance of this issue	Weighted ESG Risk Score
Waste & Hazardous Materials Management Show sub-metric(s)			N/A				20%	0.6
Product Quality & Safety Show sub-metric(s)			N/A				20%	0.8
Product Design & Lifecycle Management Show sub-metric(s)			N/A	QUAL 	QUAL 		20%	0.8
Materials Sourcing & Efficiency Show sub-metric(s)			N/A	QUAL 	QUAL 		20%	0.8


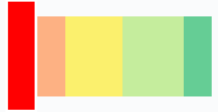

SUSTAINABILITY (Cont.)

Efficiency	ESG Awareness Score	Relative to peers	Do you agree with this score?	ESG Performance Score	Relative to peers	Overall ESG Risk Raw Score	Weighted importance of this issue	Weighted ESG Risk Score
Show sub-metric(s)								
Competitive Behavior Show sub-metric(s)	 4 • N/A		N/A	 3 • N/A		 3.5 • N/A	20%	0.7
Total Sustainability Score ?	 4 • N/A			 3 • N/A		 3.7 • N/A	100%	<div style="background-color: #008000; color: white; padding: 5px; border-radius: 5px; display: inline-block;"> 3.7 Grade A </div>

IMPACT

	Impact Awareness Score	Relative to peers	Do you agree with this score?	Impact Performance Score	Relative to peers	Overall Impact Raw Score	Weighted importance of this issue	Weighted Impact Score
Basic Needs ?	3 ● N/A View Detail		<input type="checkbox"/> Disagree?	1 ● N/A View Detail		2 ● N/A	17%	0.3
Wellbeing ?	4 ● N/A View Detail		<input type="checkbox"/> Disagree?	0 ● N/A View Detail		2 ● N/A	17%	0.3
Decent Work ?	0 ● N/A View Detail		<input type="checkbox"/> Disagree?	4 ● N/A View Detail		2 ● N/A	17%	0.3
Resource Security ?	3 ● N/A View Detail		<input type="checkbox"/> Disagree?	2 ● N/A View Detail		2.5 ● N/A	17%	0.4
Healthy Ecosystems ?	1 ● N/A View Detail		<input type="checkbox"/> Disagree?	0 ● N/A View Detail		0.5 ● N/A	17%	0.1

IMPACT (Cont.)

<p>Climate Stability ?</p>	<p>0 N/A View Detail</p>  <p>Disagree?</p>	<p>0 N/A View Detail</p> 	<p>0 N/A</p> <p>17%</p>	<p>0.0</p>
<p>Total Impact Score ?</p>	<p>1.8 N/A</p> 	<p>1.2 N/A</p> 	<p>1.5 N/A</p> <p>100%</p>	<p>1.5 Grade D</p>



Singer
Capital Markets